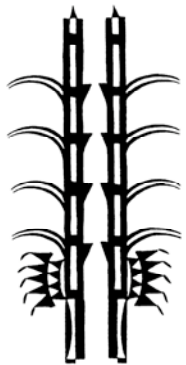



## Hall of the North American Indian (1st Floor)



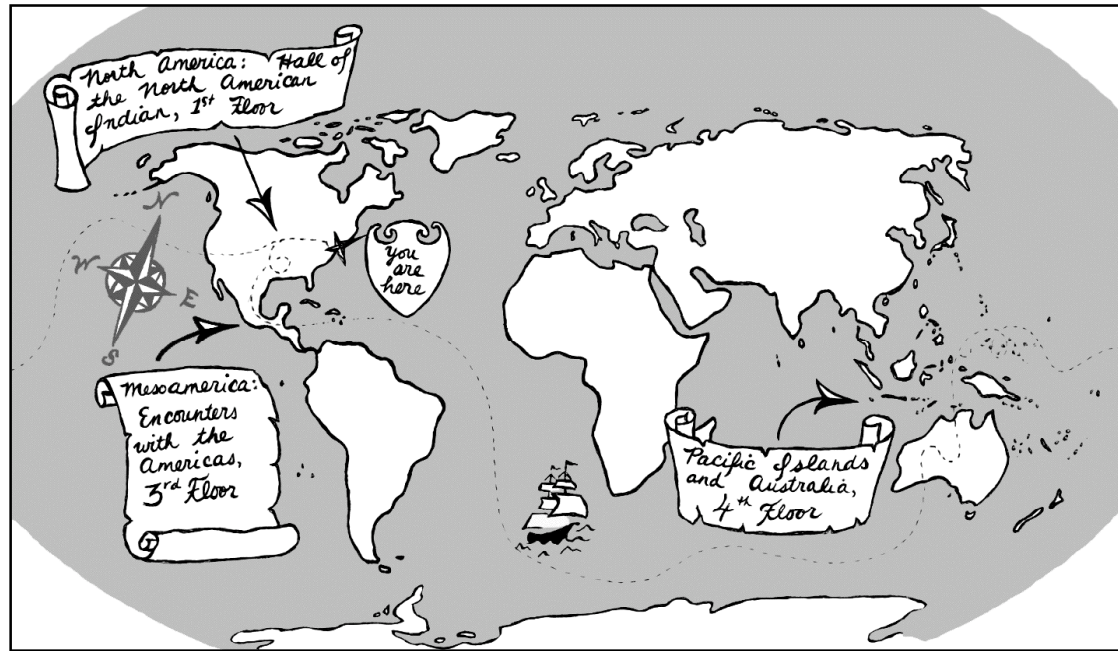
North America has many different climates. There are hot deserts, dry grasslands, cold tundra, and rainy forests. The peoples of North America have adapted to these environments in different ways. In this gallery, find the many house models shown in dioramas. **Pick your favorite house and draw it below:**



**Why** did you choose this one? **Look closer:** what does the house tell you about the people and their climate? Was it rainy? Cold? Warm? Look for other objects nearby that tell you more about the people of this area. What did they eat? What did they wear? **Where** do you live, and **what** does your house tell you about climate?

## Encounters with the Americas (3rd Floor)

People around the world dress themselves using the materials around them. There are lots of colorful birds in South America. **Find** an example of clothing with feathers, and talk about the colors with your group. What kinds of clothes, jewelry, hats, and shoes do you wear on special occasions?



**Have you ever tried tapioca pudding?** Tapioca comes from the manioc root, which is poisonous! It's a very important food in many parts of the world. To eat it, people have to grate, soak, and squeeze it to get rid of the poison. **Can you find** the manioc press and grater in this room? (Hint: It's near the feather clothes from Brazil.)



The ancient Maya and Aztecs used feathers and animal skins for special clothes. The tall monuments in the middle of this room are sculptures of Maya rulers. When we draw kings we often give them crowns and fancy robes. Instead of crowns, the Maya wore fancy headdresses. **Can you find** the headdresses on the sculptures?




**Did you know?** Maya girls today learn to weave starting at age five, and Kuna girls begin sewing colorful Mola cloths as early as three or four years old! **What household jobs do you have?**

## Pacific Islands (4th Floor)

How do we know that some of the people who made the objects in this room lived on islands? **Look** for clues about the food they ate, how they made their clothes, and how they traveled. **List or draw** what you find below:



As you walk through the gallery, you'll notice that it's pretty dark, and that lights come on as you go past. **Why** are the lights not on all the time? (Hint: It's the same reason that you're not allowed to use a camera with a flash.)




To get to the Harvard Museum of Natural History, walk through the Storied Walls exhibit on the 3rd floor.

### Minerals, Gems, & Meteorites

The minerals and gems in this room are not just pretty to look at— they can also be very useful! People around the world use minerals for many things. **Look** for these minerals in the tall cases along the wall, and try to **match** them up with what they're used for:

- Fluorite
- Graphite
- Halite


Your pencil "lead" isn't actually lead—it's this!



You eat this every-day, but you probably call it "salt."



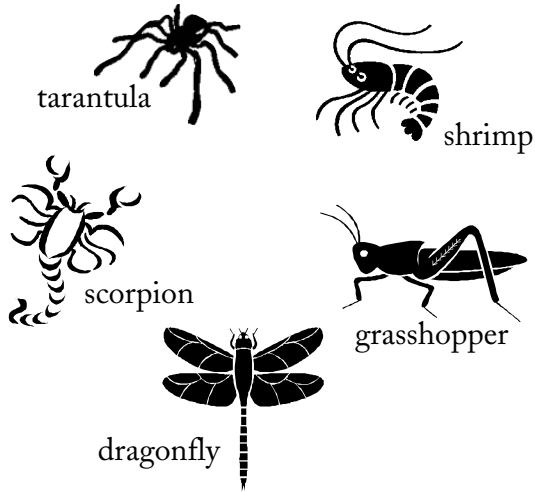
In toothpaste, this fights cavities!



**Did you know?** Some native peoples in Africa use Ostrich eggs as water jugs! Today, its meat is becoming more popular around the world as a healthier alternative to beef.

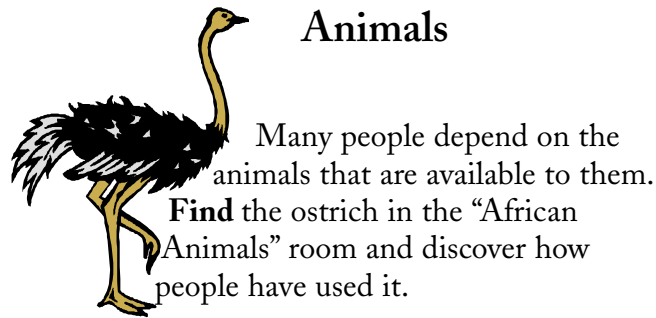
### Arthropods

People around the world eat bugs and their relatives--they're a great source of protein! **Can you** find these arthropods on display? **Circle** the ones that you think people eat:



Answer: All of them!

### Animals



**Can you** think of any ways that you use animals in your daily life? **Can you** find any of these animals on display?

*We hope you have enjoyed your trip through time and around the world, but the journey does not end here!*

Today, you have seen different people from different places and different times in history. Many of these people share similarities with you! **What** are the two most surprising similarities you noticed between yourself and the peoples you learned about today? If you want, write them down so you can share them with your friends and family:

---

---

---

---

---

---

**Write down** a question you have, and find the answer by asking a teacher or parent, or by looking it up in a book or on the web:

---

---

---

---

**PEABODY MUSEUM**  
of Archaeology & Ethnology  
Harvard University  
11 Divinity Avenue  
Cambridge, MA 02138  
[www.peabody.harvard.edu](http://www.peabody.harvard.edu); 617.496.1027

### Globetrotters Gallery Hunt

### One World: Differences & Similarities

Welcome to the Peabody Museum! Today you'll be an **anthropologist**, which means you'll be studying people. Because we can't study the people themselves, we're going to look at the objects they make or use, which are called **artifacts**. **Try to notice** similarities (things that are the same) between the many peoples you encounter on your travels.



*This football from the Phillipines is made of bamboo. It may not look like the balls you play with, but it's just as fun!*

Just like the scientists who work behind the closed doors of the museum, you'll want to write down what you learn. You can explore the museum in any order you want, and you can pick and choose which parts of this hunt you want to do. **Just remember to respect other adventurers: move slowly and quietly in the Museum.**