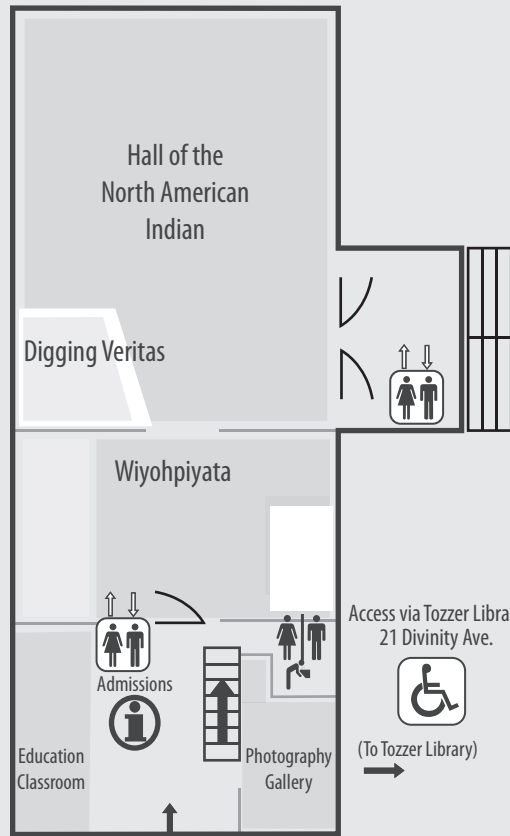


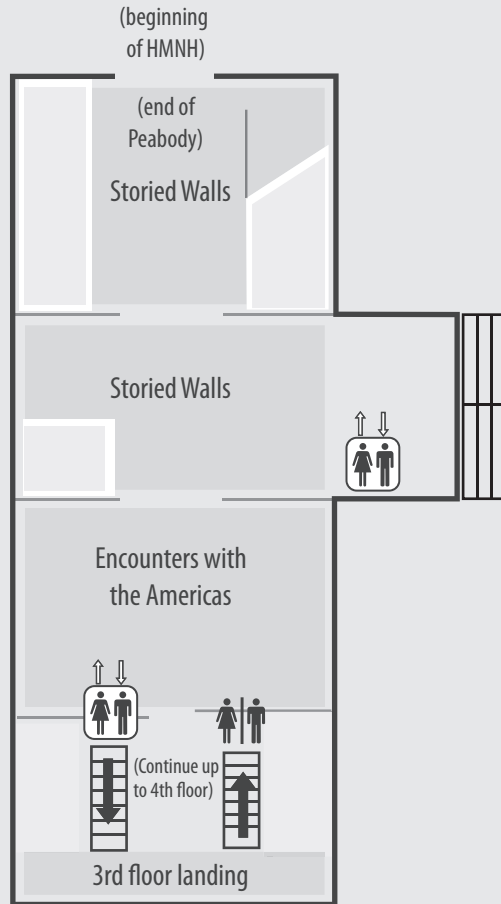
PEABODY MUSEUM

Galleries on 1st, 3rd and 4th floors

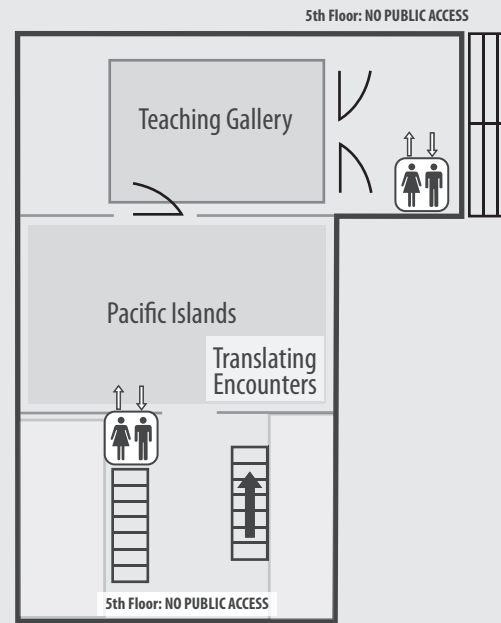


Peabody Entrance 11 Divinity Avenue

NATIVE AMERICA 1



LATIN AMERICA 3



PACIFIC ISLANDS 4

Group Name: _____

Scheduled Activities & Times

Arrival time: _____

First Activity: _____

When: _____

Where: _____

Second Activity: _____

When: _____

Where: _____

Third Activity: _____

When: _____

Where: _____

Departure time: _____

Student Names

1. _____
2. _____
3. _____
4. _____
5. _____

Museum *Guidelines*

Help us protect the wonderful artifacts in the museum and ensure that everyone enjoys their visit!

- Use indoor voices
- Walk in the museum — no running
- No climbing on or touching objects, cases, or exhibits
- No food, drink, or candy in the galleries
- Respect others in your group and other museum visitors
- No flash photography or tripods

Tips for a *Great Visit*

- Keep your group in one exhibit area at a time and make sure you are all together before moving to another area.
- Explore and encourage questions. You don't need to know all the answers! Ideas and questions are fun too. Help students find answers and discuss the exhibits with each other.
- The Peabody Museum is about people! Help students find and explore things in the museum that people use to dress, learn, work, play, cook, eat, and decorate.
- Consider bringing paper & pencils and encourage students to draw what they see in the galleries.

Lunch

If your group is scheduled to eat lunch in the reserved classroom on the first floor, please know your reservation time. Arrive at the scheduled time and not earlier.

Stairs and Elevators

Use the stairs to go from floor to floor. Elevator use is for disabled visitors.

First Aid or Assistance

Contact a staff member in a green shirt, available in the galleries or in the classroom on the first floor.

Museum *Highlights*

1st Floor

HALL OF THE NORTH AMERICAN INDIAN

Totem poles, baskets, and beadwork

PHOTOGRAPHY GALLERY

Archaeology and anthropology in photographs

DIGGING VERITAS

Evidence of Harvard students in the 1600s

WIYOHPIYATA: LAKOTA IMAGES OF THE CONTESTED WEST

Lakota ledger drawings that explore warrior life in the 1860s

3rd Floor

ENCOUNTERS WITH THE AMERICAS

Maya monument casts, Aztec artifacts, and Kuna mola

Day of the Dead Altar

A colorful and important Mexican holiday

STORIED WALLS: MURALS OF THE AMERICAS

Wall paintings and musical instruments

4th Floor

PACIFIC ISLANDS

Full-size canoes and shadow puppets

Don't miss

THE TIPI LINER IN WIYOHPIYATA ON THE FIRST FLOOR!

Painted by a Yanktonai (Nakota Sioux) man named Pretty Hawk in 1864, it's covered with drawings of the deeds of warriors and their horses.



Pretty Hawk's name glyph (a picture of a hawk) appears over his head. How many times can you find his name?

Peabody Museum of Archaeology & Ethnology

HARVARD UNIVERSITY

CHAPERONE GUIDE



Education Department

11 Divinity Avenue
Cambridge, MA 02138
Phone: 617.495.3216

Email: PMAE-Ed@fas.harvard.edu
www.peabody.harvard.edu

The Peabody Museum requires students and chaperones to remain together at all times. Group size should be five students with one adult.