

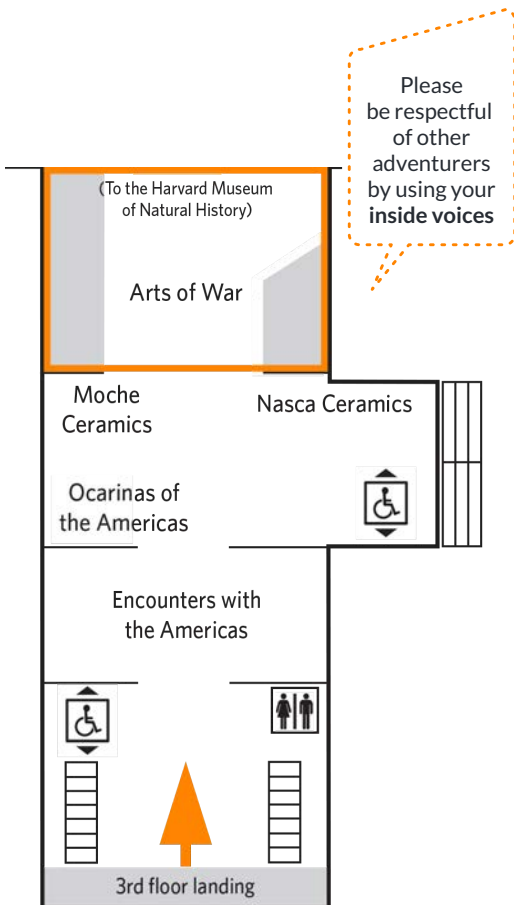
WELCOME TO THE

# PEABODY MUSEUM

OF ARCHAEOLOGY & ETHNOLOGY  
HARVARD UNIVERSITY

We're happy you are here!

Let's start on the third floor! Go all the way to the back of the museum, in the Arts of War exhibit.



Use these details to find the real weapons and armors in *Arts of War*



1

What tribe made this item?

---

---

This is a spear thrower.  
How many spears are in the case?

---

---

---

What tribe made this item?

---

---

What do you think this armor is made of?

---

---

---



3

What tribe made this item?

---

---

What do you think this item might be used for?

---

---

---

4

What tribe made this item?

---

---

How many different materials do you see?

---

---

---



5

What tribe made this item?

---

---

Why do you think there is a hand on this?

---

---

---

# HINT

Look on the labels for the answers

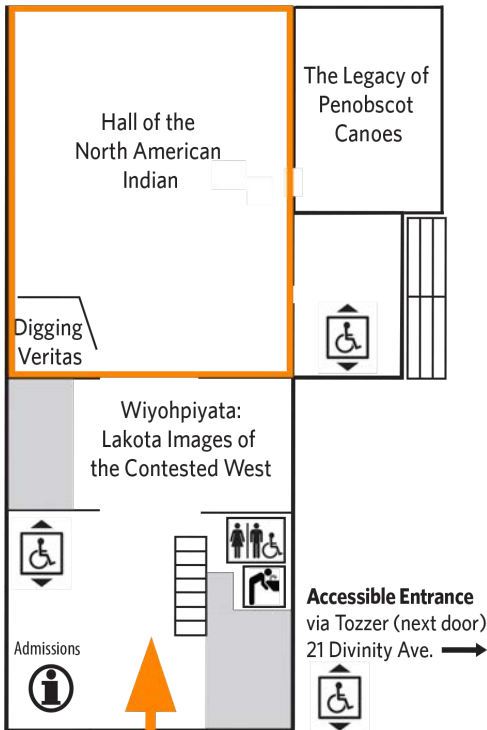
Flip the page

# NEXT

## GO TO THE FIRST FLOOR

### Hall of the North American Indian

Remember, there might be a class on this floor. Please use your **inside voices**, and don't walk through the space where the class is taking place!



Peabody Entrance 11 Divinity Avenue




Use these details to find the real real toys and other things used by kids!

#### Great Basin Region

This may have been someone's favorite toy.

Find this doll.

Can you draw its bottom half? **6**



**7**

**Pacific Northwest Region**  
What animal is this?

\_\_\_\_\_

\_\_\_\_\_



**8**

#### Plateau Region

Imagine you are the boy with the dog.

Use your senses:

What do you think you could hear, smell, taste, feel and see?

I see... \_\_\_\_\_

I hear... \_\_\_\_\_

I smell... \_\_\_\_\_

I taste... \_\_\_\_\_

I feel... \_\_\_\_\_



**9**

#### Southeast Region

Can you think of the game that is played today that uses a very similar stick?

\_\_\_\_\_

\_\_\_\_\_

\_\_\_\_\_

look for the photo on the wall to the left

**HINT**